

# Course Syllabus

[Edit](#)

## FIRE74: Fire Protection Equipment and Systems: Section 3691, Fall 2025 Course Syllabus

Fire Protection Equipment and Systems Syllabus is optional for your use. Available for review is the [Fire 74 course outline of record. \(https://portal.santarosa.edu/SRWeb/SR\\_CourseOutlines.aspx?mode=1&CVID=49658&Semester=20207\)](https://portal.santarosa.edu/SRWeb/SR_CourseOutlines.aspx?mode=1&CVID=49658&Semester=20207).

### Course Description

Fire 74 is a 3-unit core Fire Technology course that provides fundamental information on portable fire extinguishing equipment; water systems, protection systems for special hazards; automatic fire sprinkler systems, standpipes and hose systems, fire detection equipment, signaling equipment, and smoke management systems.

The best way to move through the class is to use the modules and select next at the bottom of the page so that you do not miss any content. Quizzes are required for 14 Units to assess your knowledge of the subject. There will be no quiz for Units 15 or 16. This time should be spent on your final "Historical Street Block Fire Protection" Adobe Express presentation. This peer reviewed presentation will be seen as your final exam as well as graded by the instructor.

### Student Learning Outcomes

- Upon successful completion of this course, the student will be able to:
- Describe the different types of fire alarm systems and their operating principles.
- Describe the different types of water-based fire protection systems and their operating principles.
- Describe the types of fire extinguishers and specialized fire protection systems and their application.

The Fire 74 Student Learning Outcomes can be found [online \(https://portal.santarosa.edu/SRWeb/SR\\_CourseOutlines.aspx?mode=1&CVID=49658&Semester=20207\)](https://portal.santarosa.edu/SRWeb/SR_CourseOutlines.aspx?mode=1&CVID=49658&Semester=20207).

## Class Meetings

There will be no physical class time. This is an asynchronous class. An introductory video about the class is provided. Watching the video is a mandatory assignment. It is essential to watch the recorded video to understand class expectations and address any questions you may have. Additional meetings may be scheduled as needed or upon request.

## Instructor Contact

Linda Collister | She, her, hers  
Fire Technology Tenure Instructor  
Public Safety Training Center  
5743 Skylane Blvd.  
Windsor, CA 95492  
Office: (707) 836-2922  
Mobile: (707) 477-8845

CANVAS INBOX: Please use the "Inbox" and Select FIRE74 Collister, L for our primary communication. This is the PREFERRED method for communication to ensure any class issues are resolved promptly.

Phone: (707) 477-8845 or the Pronto App in Canvas to send text messages.

Office Hours: Phone or Zoom meeting. In-person meetings will be scheduled at the Public Safety Training Center, 5743 Skylane Blvd, Santa Rosa, CA 95492. Please email or call to set up an appointment.


I respond to emails within 24 hours.


You can also use the [Canvas Conversations Inbox](https://community.canvaslms.com/docs/DOC-2670)  [\\_ \(https://community.canvaslms.com/docs/DOC-2670\)](https://community.canvaslms.com/docs/DOC-2670) to send me a message.

## Course Web Site

Students will use the Canvas course website for assignment instructions, submitting assignments, viewing classmates' work, sharing resources, participating in discussions, and viewing grades. Additionally, our text and course reference the links listed under the home Page picture. These include NFPA and ICC Free Code References.




## Textbook



[Fire Protection, Detection, and Suppression Systems, Fifth Edition](https://www.ifsta.org/shop/fire-protection-detection-and-suppression-systems-5th-edition/36536)  [\\_ \(https://www.ifsta.org/shop/fire-protection-detection-and-suppression-systems-5th-edition/36536\)](https://www.ifsta.org/shop/fire-protection-detection-and-suppression-systems-5th-edition/36536), by IFSTA ISBN: 978-087939599-5 (Click above link to buy direct from IFSTA)

You can locate and order textbooks online via the [SRJC Bookstore](https://bookstore.santarosa.edu/) [\(https://bookstore.santarosa.edu/\)](https://bookstore.santarosa.edu/).

## Required Software

- [Adobe Reader](http://get.adobe.com/reader/)  [\\_ \(http://get.adobe.com/reader/\)](http://get.adobe.com/reader/)
- [Chrome](https://support.google.com/chrome/answer/95346?co=GENIE.Platform%3DDesktop&hl=en-GB)  [\\_ \(https://support.google.com/chrome/answer/95346?co=GENIE.Platform%3DDesktop&hl=en-GB\)](https://support.google.com/chrome/answer/95346?co=GENIE.Platform%3DDesktop&hl=en-GB) is the recommended browser for Canvas
- [Open Office](https://www.openoffice.org/download/index.html)  [\\_ \(https://www.openoffice.org/download/index.html\)](https://www.openoffice.org/download/index.html)

- Microsoft Office WORD or Google Docs
- **Adobe Express**  (<https://www.adobe.com/express/>)

Run this **computer readiness test**  (<https://apps.3cmediasolutions.org/oei/tools/computer-readiness.html>) to check your browser for plugins and versions.

## Important Dates

Day Canvas is available Online: Friday, August 8th, 2025

Monday, August 18, 2025	CLASSES BEGIN
Sunday, August 24, 2025	Last day to register/add semester length class without instructor's signature or add code
Sunday, August 31, 2025	Last day to drop semester length class and be eligible for a refund
Monday, September 1, 2025	Labor Day Holiday (No classes, District closed)
Sunday, September 7, 2025	Last day to register/add semester length class with the instructor's signature or add code
Sunday, September 7, 2025	Last day to drop a semester length class without "W" symbol
Monday, September 8, 2025	First Census Day
Wednesday, September 17, 2025	Constitution Day and Citizenship Day (Classes will meet)
Friday, September 26, 2025	Native American Day (No classes, District closed)
Monday, October 20 - Sunday, November 16, 2025	Midterm progress indicators posted in student portal
Tuesday, November 11, 2025	Veterans Day Holiday (No classes, District closed)
Sunday, November 16, 2025	Last day to drop a semester length class with "W" symbol
Thursday, November 27 - Sunday, November 30, 2025	Fall Break (No classes, District closed)
Friday, November 28, 2025	Professional Development 1/2 Flex Day (No classes or activities, District closed)

Friday, December 12, 2025

Last day to opt for P/NP for a semester length class

Saturday, December 13 - Friday, December 19, 2025 Final Examinations

## Dropping the Class

If you discontinue this course, you must officially drop it. A student will be dropped from class when that student's absence exceeds ten percent (10%) of the total hours of class time. If you need to miss more than one class/homework deadline in a row, you should contact the instructor to avoid being dropped from the class.

## Attendance

According to the college catalog, for classes that meet online, a No-Show is an enrolled student who has not logged on and started active participation by 11:59 PM Pacific Time on the second day of the class, which is the first day of Module 2.

Attendance is not optional for this course. If students accrue nine hours (9) of absence, including missed assignments, quizzes, and modules, they may be dropped from the class.

## Instructor Announcements

The instructor will post announcements on the Announcements page in Canvas throughout the semester. Canvas notifies students according to their preferred Notification Preferences.

## Late Policy

All assignments, discussions, and quizzes are due in Canvas at 11:59 PM [Pacific Standard Time] on the due date. Late submissions will receive a 10% daily grade reduction for up to 5 days. Any assignment not completed will receive a zero. As you know, submissions that are more than one week late are not accepted without prior arrangements. Some modules allow

you to return and submit past-due assignments for partial grades. The mandatory assignments for your final Adobe Express presentation are required to pass the class. Look for Extra Credit discussions in the modules to make up missed points.

## Quizzes and Assessments

There are 14 online quizzes. The midterm is not your typical exam assessment. The midterm will be a student reflection on the materials covered in the text and online materials. The final assessment will incorporate information from the texts and lessons in the Adobe Express presentation of a historical street block fire protection system from the student's City of choice. The material for the quizzes comes from the textbook and lessons. If a quiz or assessment is not completed, the score will be recorded as zero. It is the student's responsibility to take the quizzes by the due date. The "Historical Street Block Fire Protection" Adobe Express presentation submittal will be due the week before the final Module, and the peer review will be the last discussion assignment to complete the class. Because of your busy lives, two of the lowest quiz scores will be removed from the final score.

## Adobe “[Express](https://www.adobe.com/express/) (https://www.adobe.com/express/)\_” Presentation

Students ARE REQUIRED to complete the "Historical Street Block Fire Protection" Adobe Express presentation as the final exam. It will consist of at least 15 pictures but no more than 20. (Students who choose not to submit a presentation will receive an F for the course.) The presentation will be on a topic from a list provided on the assignment page or, with the instructor's approval. The presentation **must** include the works cited within the presentation. This assignment will be broken into three mandatory submittals. The final submittal will be the full presentation. The presentation must be submitted through Canvas (Assignment Link). Grades for late presentations will not be accepted unless arrangements are made in advance of the deadline. The due date is provided on the Unit Content Table. See the Rubric for the Presentation on the assignment page. All three submittals are REQUIRED MANDATORY assignments. Students who do not complete the assignments FAIL the course.

Start looking in your local area of a historical street block that you would like to do a presentation on. The presentation will include visible fire protection systems that are installed on that street block. Data and pictures, with permission if inside, will be collected from public areas and during opening hours. Students will provide a history of the area and show where fire

protection systems have been added. Students will try to complete a fundamental assessment if a fire were to start in one of the buildings and how much of the historical area they could lose because of the lack of protection or could be saved because of the active and passive fire protection systems installed.

Contact the instructor if you are a visually disabled student and need an alternative assignment.

**[Instructions for Using Adobe Express Tools \(for Your Personal Research Project\)](https://canvas.santarosa.edu/courses/68471/files/7635548?wrap=1)**

**[\(https://canvas.santarosa.edu/courses/68471/files/7635548?wrap=1\)](https://canvas.santarosa.edu/courses/68471/files/7635548?wrap=1)**

## Online Discussion Attendance

Networking is extremely important for firefighters and fire service professionals at all levels. More than likely, each of you will only know each other by email addresses or introductory videos. So as the instructor, I added a Q&A Discussion Board called "Fire House Kitchen Table". It is available for student interaction with each other and will not be monitored so that you can ask and answer questions amongst each other. We will have some seasoned firefighters and fire professionals in the class, making it a great opportunity to network and ask questions of one another. Since I will not monitor the Fire House Kitchen Table, please be professional and polite. Since participation in online classes is essential, we will have a group discussion in every module using different tools. Discussions are so vital that they are worth 20 points. There are posted questions to start the discussion, but you can also comment on what you perceive or think. Make sure to explain your observation in detail. Feedback is essential, so comment back to another student to receive the full 20 points.

## Directions for Discussion Success:

Discussions will be shared throughout the class. You must participate the discussion the week of the discussion according to the module dates for full credit. Students must supply a first post by Tuesday at 11:59 PM and provide at least one comment to other students' posts by Thursday at 11:59 PM. The first and additional posts must be at least 100 words or more. Your first post will be worth 15 points, and your comment on a student's post will be worth 5 points.

I leave all discussions open during class for students who wish to continue the dialogue. However, according to the calendar of events, the discussions are graded shortly after the week they are due.

Discussions and Assignments may be assigned using Voice Thread (VT), Canvas Studio, PlayPosit, or other applications to promote class involvement. The requirements for these discussions will be clearly spelled out on that Unit's Discussion Page. Follow the Rubric for full points.

## Grading Policy

Click the “Grades” link in Canvas to keep track of your grades. I grade weekly (usually on Mondays) and post grades and comments in the Canvas grade book. Modules may include extra-credit assignments.

Grades will be assigned as follows:

**A** 90%

**B** 80%

**C** 70%

**D** 60%

## Instructor Feedback

The instructor will provide feedback to the student on graded assignments and discussions using the comments section of the grades. On assignments turned in as a document, the instructor may add comments to the document. The student must turn



on account notifications. The instructor may send out an announcement to notify students of a change that may affect the entire class or group of students.

## Standards of Conduct

Students registering in SRJC classes must abide by the SRJC Student Conduct Standards. Violation of the Standards can result in referral to the Vice President of Student Services or dismissal from class or from the College. See the [Student Code of Conduct page](http://student-conduct.santarosa.edu/). (<http://student-conduct.santarosa.edu/>)

Collaborating on or copying of tests or homework in whole or in part will be considered an act of academic dishonesty and result in a grade of zero for that test or assignment. Students are encouraged to share information and ideas but not their work. These courses are for you to learn. Using Gen AI websites like ChatGPT to answer the questions may leave you with a lesser grade if the information is not cited and includes no critical thinking from you. See these links on Plagiarism:

[SRJC's Statement on Academic Integrity](http://www.boarddocs.com/ca/santarosa/Board.nsf/goto?open&id=A63TMC78051C)  (<http://www.boarddocs.com/ca/santarosa/Board.nsf/goto?open&id=A63TMC78051C>)

## Special Needs

Every effort is made to conform to accessibility standards for all instructor-created materials. Students should contact their instructor as soon as possible if they cannot access any course materials. Students with disabilities who believe they need accommodation in this class are encouraged to contact Disability Resources at (707) 527-4278.

## Student Resources

If you need any help or [Student Resources](https://college-skills.santarosa.edu/student-resources) (<https://college-skills.santarosa.edu/student-resources>) please reach out. There is [Online Students Services](https://onlinestudentservices.santarosa.edu/free-or-affordable-technology) (<https://onlinestudentservices.santarosa.edu/free-or-affordable-technology>) available for students that do not have computers or cannot afford internet services.

# List of assignments

**Note to students:** Go to the course Home Page to view all course content.