

Course Syllabus



THAR2: Introduction to Theatre Arts

Section 2150

Course Description

An introduction to theatre as both an art form and social forum, emphasizing the interrelated processes of playwriting, acting, directing, design, technical theatre, theatre criticism, theatre management, and theatre architecture. Students will study theatre from a variety of perspectives through lectures, attending plays, reading scripts, and hands-on experiences. Required attendance at three to four assigned theatre productions (discounted admission; students provide own transportation).

Student Learning Outcomes

At the conclusion of this course, the student should be able to:

1. Demonstrate a general knowledge of the theatre as a complex and diverse art form, as well as its ever-changing role in modern society.
2. Approach, analyze, and discuss theatre as informed audience members, readers, and/or practitioners.
3. Participate in one or more areas of the theatre at an introductory level, applying correct terminology and working constructively with others.

You may find additional information on the [Course Outline of Record](https://portal.santarosa.edu/SRWeb/SR_CourseOutlines.aspx?Semester=20243&CVID=51113) (https://portal.santarosa.edu/SRWeb/SR_CourseOutlines.aspx?Semester=20243&CVID=51113).(COR) page for Introduction to Theatre Arts.

Class Meetings

This course will be offered synchronously, in-person, Tuesday and Thursday mornings. Attendance is required. If you are unable to attend on a particular week, please let me know as soon as possible, as we will be doing group projects..

Instructor Contact

Emily Hansen [pronouns: she/her]

Email: ehansen@santarosa.edu (<mailto:ehansen@santarosa.edu>)

Office Hours: Tuesdays & Thursdays immediately after class, or by appointment.

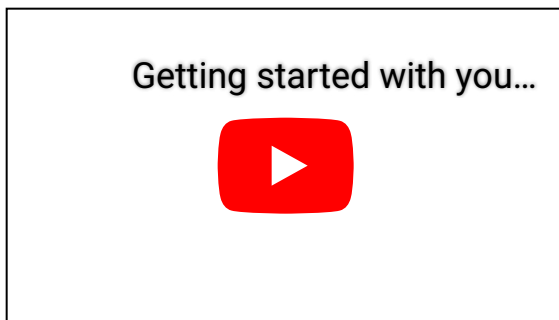
I usually respond to emails with 24 hours.

Course Web Site

While this is an in-person course, students will use the Canvas course web site for resources, taking quizzes, submitting any "paper" assignments, and viewing grades. All assignments will have due dates that can be viewed in the weekly **Modules** as well as in the Canvas **Calendar**.

Getting started with your online classes at SRJC

An overview video on how to access your online courses as well as advice and tips for online learning:



Textbook

The Theatre Experience (15th edition)

by Edwin Wilson - Alvin Goldfarb


ISBN-13: 978-1264300914

ISBN-10: 1264300913

You can locate and order textbooks (print or digital) online via the [SRJC Bookstore](https://bookstore.santarosa.edu/). (<https://bookstore.santarosa.edu/>) Note that if you want to pick your book up in Petaluma, you need to order them from the Petaluma Bookstore website.

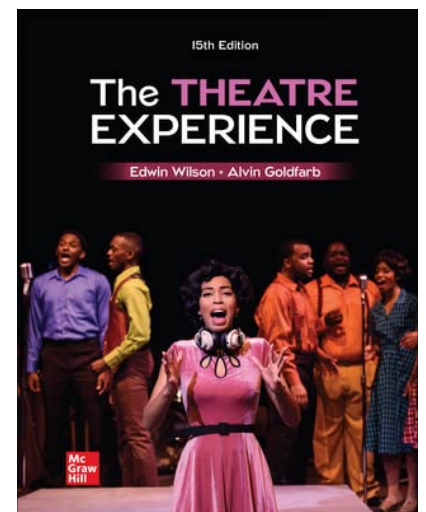
This title is also located on [Amazon.com](https://www.amazon.com/Theatre-Experience-ISE-Paperback/dp/1265225516/) 

(<https://www.amazon.com/Theatre-Experience-ISE-Paperback/dp/1265225516/>)

in paperback or hardcover and via kindle (rent or buy). The publisher [McGraw Hill](https://www.mheducation.com/highered/product/theatre-experience-wilson-goldfarb/M9781264300914.html) 

(<https://www.mheducation.com/highered/product/theatre-experience-wilson-goldfarb/M9781264300914.html>)

has rental and other options as well.



Required Software

You will need the following software for this course:

Access to a web browser such as Google Chrome, Safari, Firefox, etc. or the Canvas app is needed.

Google Chrome is the recommended browser for using Canvas.

Note: Some resources may be difficult to view on the Canvas app. If this happens, please let me know asap.

Optional Software

- **Adobe Reader** [↗\(http://get.adobe.com/reader/\)](http://get.adobe.com/reader/)
- **Open Office** [↗\(https://www.openoffice.org/download/index.html\)](https://www.openoffice.org/download/index.html)

Important Dates

Date Class Begins: 8/20

Date Class Ends: 12/12

Last Day Add w/o add code: 8/25

Last Day Add with add code: 9/8

Last Day Drop for Refund: 9/1

Last Day for P/NP option: 12/13

Last Day Drop w/o W: 9/8

Last Day Drop with W: 11/17

Date Final Exam: 12/19

Dropping the Class

If you decide to discontinue this course, it is **your responsibility** to officially drop it to avoid getting no refund (after 10% of course length), a W symbol (after 20%), or a grade (after 60%). Also, for several consecutive, unexplained absences, the instructor may drop a student.

Pass - No Pass (P/NP)

You may take this class P/NP. You must decide before the deadline, and add the option online with TLC or file the P/NP form with Admissions and Records. With a grade of C or better, you will get P.

You must file for the P/NP option by the date listed in the Important Dates section above. Once you decide to go for P/NP, you cannot change back to a letter grade. If you are taking this course as part of a certificate program, you can probably still take the class P/NP. Check with a counselor to be sure.

Instructor Announcements

The instructor will post announcements on the “Instructor Announcements” page in Canvas throughout the semester. Canvas notifies students according to their preferred Notification Preferences as soon as the instructor creates an Announcement.

Attendance

Students who fail to attend the first class (face-to-face courses) or do not log-in to an online class after the second day of the semester will be dropped from the class. It is strongly advised that if you need to miss more than one class/homework deadline in a row that you contact me to avoid being dropped from the class.

I will also be taking attendance each class period. If you miss the warm-up time, lates will be recorded as well.

Late Homework Policy

All assignments are due **at 11:59pm PST** on the due date. A late submission will receive a 3% penalty per day.

Exams

There will be **online midterm and final** exams. The material comes from the textbook, class lectures and supplemental materials. If any exam is missed, a zero will be recorded as the score. It is your responsibility to take the online exams by the due date.

Grading Policy

Visit the “Grades” in Canvas to keep track of your grades. I grade once a week and post grades and comments on the online Canvas gradebook.

I use weighted grades based on the evaluation methods listed in the COR. The groups are:

- Writing – 30%
- Problem Solving – 35%
- Exams – 25%
- Other – 10%

Final grades will be assigned as follows:

- A – 90% and above
- B – 80% to 89%

- C – 70% to 79%
- D – 60 to 69%
- F – 59% and below

If taking Pass/No Pass you need at least 70% of the total class points and completion of the midterm exam and the final exam to pass the class.

Standards of Conduct

Students who register in SRJC classes are required to abide by the SRJC Student Conduct Standards. Violation of the Standards is basis for referral to the Vice President of Student Services or dismissal from class or from the College. See the [Student Code of Conduct page. \(https://student-conduct.santarosa.edu/\)](https://student-conduct.santarosa.edu/)

Collaborating on or copying of tests or homework in whole or in part will be considered an act of academic dishonesty and result in a grade of 0 for that test or assignment. I encourage students to share information and ideas, but not their work. See these links on Plagiarism:

[SRJC Writing Center Lessons on avoiding plagiarism](http://srjcstaff.santarosa.edu/~jroyal/research/plagiarism/plagiarism.html)

[\(http://srjcstaff.santarosa.edu/~jroyal/research/plagiarism/plagiarism.html\)](http://srjcstaff.santarosa.edu/~jroyal/research/plagiarism/plagiarism.html)

[SRJC's policy on Academic Integrity ↗\(http://www.boarddocs.com/ca/santarosa/Board.nsf/goto?open&id=A63TMC78051C\)](http://www.boarddocs.com/ca/santarosa/Board.nsf/goto?open&id=A63TMC78051C)

Resources for Students with Disabilities

Students with disabilities who believe they need accommodations in this class are encouraged to contact Disability Resources (527-4278), as soon as possible to better ensure such accommodations are implemented in a timely fashion.

Other Important Policies and Practices

Avoid Plagiarism Like the, er, Plague

Although most students have likely heard about plagiarism during their years of schooling, it still is prevalent-even in higher education.

The video below reviews what plagiarism is and how not to do it.

[Plagiarism: How to avoid it ↗\(http://www.youtube.com/watch?v=2q0NIWcTq1Y\)](http://www.youtube.com/watch?v=2q0NIWcTq1Y)



<http://www.youtube.com/watch?v=2q0NIWcTq1Y>

Netiquette, or Why Is It Harder to Be Polite Online?

Netiquette refers to using common courtesy in online communication. All members of the class are expected to follow netiquette in all course communications. Use these guidelines:

- Use capital letters sparingly. THEY LOOK LIKE SHOUTING.
- Forward emails only with a writer's permission.
- Be considerate of others' feelings and use language carefully.
- Cite all quotations, references, and sources (otherwise, it is plagiarism).
- Use humor carefully. It is hard to "read" tone; sometimes humor can be misread as criticism or personal attack. Feel free to use emoticons like :) for a smiley face to let others know you are being humorous.
- Use complete sentences and standard English grammar to compose posts. Write in proper paragraphs. Review work before submitting it.
- Text speak, such as "ur" for "your" or "ru" for "are you" etc., is only acceptable when texting.

Syllabus Changes and Errors

The instructor may make changes and updates to the course syllabus and schedule as needed. Students will be notified of any changes. If you find any broken links, outdated information, or other content that just seems "off" somehow, please let me know so I can fix it. I really do appreciate students helping me find and fix mistakes or confusing wording in my materials (and I give extra credit for this assistance throughout the semester!)

