

# Course Syllabus

[Jump to Today](#) [Edit](#)

---

## CS 70.11A - Adobe Photoshop Summer 2022


Welcome to CS 70.11 - Adobe Photoshop!

Please make sure you read **all** the information on this page!

Thank you!

A first day Welcome Announcement will be posted on our Canvas Home page. *In general, I will be communicating via the Canvas **Announcements** on the Illustrator Canvas Home page, so please check there for updates weekly. You can also get these sent to you via email in your Canvas Account Notifications*

## Course Description

During this 8-week (double-time!) online course we will explore the basics of Photoshop, including  tion, layers, painting, image sources and copyright, and resolution. In addition, the class discusses simple automations, image repair, correcting image color and tone, a few fun filters, and the creation of complex composite images.

This is an online, asynchronous section. You will follow guided tutorials in your required textbook, watch videos and complete assignments that focus on different aspects of Photoshop. This gives you a very flexible study schedule, but also requires that you work in a self-disciplined and independent manner.

As a student in this class, it is your responsibility to read and understand completely everything that's on this syllabus. This includes, but is not limited to, the file submission instructions and late assignment policy.

**NOTE:** Please do check your email/notifications from Canvas frequently for any updates and communications from me regarding the class materials.

I reserve the right to change the course syllabus and point values for specific assignments and activities at any time. If I do so, I will inform the class promptly via e-mail and on the class website. Therefore **it is essential that you keep your current e-mail address on file by updating your SRJC profile** in your student cubby any time you make a change to your contact information.

# Student Learning Outcomes

Students will be able to:

1. Demonstrate competency in identifying Photoshop interface elements.
2. Construct simple documents utilizing selections, layers, and blending modes.
3. Differentiate between simple graphic file formats and choose the appropriate usage for each.

Course Outline:

[Link to current full course outline](https://portal.santarosa.edu/SRweb/SR_CourseOutlines.aspx?CVID=37883&Semester=20187) [\\_ \(https://portal.santarosa.edu/SRweb/SR\\_CourseOutlines.aspx?CVID=37883&Semester=20187\)](https://portal.santarosa.edu/SRweb/SR_CourseOutlines.aspx?CVID=37883&Semester=20187)

## Class Meetings

This is an online class. **Homework (Projects & Discussions) & Tests are all submitted online in Canvas.** If you are unfamiliar with Canvas, we will go over during the first day of class.

## Instructor Contact

[E. Hansen](https://profiles.santarosa.edu/emily-hansen) [\\_ \(https://profiles.santarosa.edu/emily-hansen\)](https://profiles.santarosa.edu/emily-hansen)


Email: Please email through the Canvas inbox during the semester

Office Hours:

- ▶ Tuesdays: 4:00pm-5:00pm - via Tech Connect Zoom (phone & email are also options!)
- Thursdays: 2:00pm-3:00pm - via Tech Connect Zoom (phone & email are also options!)

I usually respond to emails within 24 hours on weekdays, 48 hours on weekends (Friday afternoon through Sunday & Holidays).

## Textbook and Materials



**Required Text:** *Practical Photoshop CC 2020, Level 1* (available in print or PDF formats). To purchase the book, go to the [Practical Photoshop](http://www.practical-photoshop.com/pages/buy.html)

[\\_ \(http://www.practical-photoshop.com/pages/buy.html\)](http://www.practical-photoshop.com/pages/buy.html) Web site. Once there, find the version of the book that matches the class you will be taking, then choose from among the purchase options available. (You must choose the "current" version for the latest updates. The older versions may not work for this class)

*If you have purchased the 2018 version, please let me know so that I can note the differences during the week.*

Once you have the book, go ahead and **download** the following zipped file of all the [images used in the book's guided exercises](http://practicalphotoshop.com/downloads/PP1-CC2018-student-) [\\_ \(http://practicalphotoshop.com/downloads/PP1-CC2018-student-](http://practicalphotoshop.com/downloads/PP1-CC2018-student-)

[images.zip](#))- you will need these to complete your assignments!

## Additional reference tool


The most authoritative reference is the [Photoshop CC User Guide](#) ([http://helpx.adobe.com/pdf/photoshop\\_reference.pdf](http://helpx.adobe.com/pdf/photoshop_reference.pdf)) (800+ page PDF). This is no longer available in printed format, but you can view or download it on the Adobe site.

If you are doing your work during class and/or in a campus lab, I suggest you purchase a 16 or 32 GB flash drive to save your assignments on.

## Hardware/Software Requirements

To take this class you should have access to the following:

- **Software:** You should have access to Photoshop CC 2020/21/22 either on your home computer or in the lab. To get started, you can download a free 30 day trial version of the software from the Adobe website at: <http://www.adobe.com/downloads/> (<http://www.adobe.com/downloads/%20>)  
Be sure to check for student pricing options when purchasing from Adobe. Photoshop can be purchased separately, or as part of the CC Suite.
- **Relatively powerful computer:** either a PC running a recent version of Windows or Mac OS with at least 4GB of RAM. Photoshop will not run on old or under-powered computers! Be sure to check the minimum requirements for running Photoshop.

 **Web Browser:** Chrome is the browser recommended for optimal working in Canvas. If you choose to use a different browser, make sure it's a recent update.

If you do not have a computer at home, you can access the Internet from most of the JC labs. Photoshop is also installed on the computers in the library but they are not very powerful. To make use of a lab you must have a valid student ID card.

<http://it.santarosa.edu/labs/> (<http://it.santarosa.edu/labs/>)

You can obtain an e-mail account either by signing up for a JC Student account or by getting a free online account through Gmail or similar service (Yahoo accounts have had some issues in the past so I recommend you avoid them!). For more information on JC Student E-mail Accounts please visit:

<https://it.santarosa.edu/student/support/email> (<https://it.santarosa.edu/student/support/email>)

## Important Dates

Day Class Begins: 06/13/2022

Day Class Ends: 08/7/2022

Final: 08/3/2022

Last Day to Add without instructor's approval: 6/15/22

Last Day to Drop with refund: 6/18/22

Last Day to Add with instructor's approval: 6/24/22

Last Day to Drop without a 'W' symbol: 6/24/22

Last Day to Opt for Pass/No Pass: 6/29/22

Last Day to Drop with a 'W' symbol: 7/24/22

Please use the [Academic Calendar \(https://admissions.santarosa.edu/academic-calendar\)](https://admissions.santarosa.edu/academic-calendar) to confirm these dates.

## Dropping the Class

If you decide to discontinue this course, it is ***your responsibility*** to officially drop it. A student may be dropped from any class when that student's absences exceed ten percent (10%) of the total hours of class time. It is strongly advised that if you need to miss more than one class/homework deadline in a row that you contact the instructor to avoid being dropped from the class.

## Attendance

For face-to-face courses, students who fail to attend the first class meeting may be dropped by the instructor. For classes that meet online, students who fail to log on and initiate participation by 11:59 p.m.



11:59 p.m. of the first day of the class may be dropped by the instructor.

## Pass-No Pass (P/NP)

You may take this class P/NP. You must decide before the deadline, and add the option online with TLC or file the P/NP form with Admissions and Records. With a grade of C or better, you will get P.

You must file for the P/NP option by the date listed above. Once you decide to go for P/NP, you *cannot* change back to a letter grade. If you are taking this course as part of a certificate program, you can probably still take the class P/NP. Check with a counselor to be sure.

## Instructor Announcements

The instructor will post announcements on the “Home” page in Canvas throughout the semester. Canvas notifies students according to their preferred Notification Preferences.

## Late Policy

**All assignments are due at 11:59pm on the due date.** A late submission will receive a 3% penalty *per day late*.

## Exams

There will be online midterm and final exams. The material comes from the required reading (class lectures notes), videos, and supplemental materials. If any exam is missed, a zero will be recorded as the score. No late submissions will be allowed without prior arrangement. It is your responsibility to take the exams by the due date.


## Grading Policy

Click the “Grades” link in Canvas to keep track of your grades. I usually grade once a week and post grades and comments in the Canvas gradebook.

Regardless of points, all assignments are placed in weighted categories as a portion of your overall grade:

- Projects - 55%
- Discussions - 15%
- Quizzes - 30%

Grades will be assigned as follows:

	Grade	Percentage
	A	90% - 100%
	B	80% - 89%
	C	70% - 79%
	D	60% - 69%

If taking Pass/No Pass (C/NC) you need at least 70% of the total class points and complete the midterm exam and the final exam to pass the class.

# Standards of Conduct

Students who register in SRJC classes are required to abide by the SRJC Student Conduct Standards. Violation of the Standards is basis for referral to the Vice President of Student Services or dismissal from class or from the College. See the [Student Code of Conduct page](https://student-conduct.santarosa.edu/) [\\_\(https://student-conduct.santarosa.edu/\)\\_](https://student-conduct.santarosa.edu/).

Collaborating on or copying of tests or homework in whole or in part will be considered an act of academic dishonesty and result in a grade of 0 for that test or assignment. Students are encouraged to share information and ideas, but not their work. See these links on Plagiarism:

[SRJC Writing Center Lessons on avoiding plagiarism](http://srjcwritingcenter.com/research/plagiarism/plagiarism.html)


[\\_\(http://srjcwritingcenter.com/research/plagiarism/plagiarism.html\)\\_](http://srjcwritingcenter.com/research/plagiarism/plagiarism.html)

[SRJC's statement on Academic Integrity](http://www.santarosa.edu/polman/3acadpro/3.11P.pdf) [\\_\(http://www.santarosa.edu/polman/3acadpro/3.11P.pdf\)](http://www.santarosa.edu/polman/3acadpro/3.11P.pdf)

[Smoking is prohibited](http://www.santarosa.edu/for_students/rules-regulations/) [\\_\(http://www.santarosa.edu/for\\_students/rules-regulations/\)\\_](http://www.santarosa.edu/for_students/rules-regulations/), not only on the college's property, but also within 20 feet of all District property, including all sidewalks and a portion of the city streets adjacent to college property.

Cells phones must be turned off or to vibrate only when you are using the SRJC computer labs.

## Special Needs

Every effort is made to conform to accessibility standards for all instructor-created materials. Students should contact their instructor as soon as possible if they find that they cannot access any course  rials. Students with disabilities who believe they need accommodations in this class are encouraged to contact [Disability Resources](https://drd.santarosa.edu/) [\\_\(https://drd.santarosa.edu/\)\\_](https://drd.santarosa.edu/) (527-4278).

## Tips For Enjoying This Class

### Participate!

Get involved in class discussions and share your questions and discoveries!

### Be Adventurous!

Experiment with Photoshop and try things that might be technically challenging.

### Use Your Initiative!

Remember to check your computer manuals and online support/tutorials before you contact me. I may not be able to help you solve problems with your home computer.

## Cooperate!

You create a great class atmosphere when you work cooperatively with your fellow students and with me. Your classmates will appreciate hearing your constructive comments. In addition, I like to receive constructive and positive feedback about how the class is going. If there's a problem I'd like to hear about it. You never know... maybe I can even fix it!









## Don't Get Behind!














Stay up to date with your reading, tutorials and assignments! Resist the urge to procrastinate!













## List of assignments













**Note to students:** the assignments listed below (in Canvas) are not necessarily all of the assignments (*and may change if you are viewing before the start of class*).

## Course Summary:






Date	Details	Due
Thu Jun 16, 2022	 <a href="#">Overview - Orientation</a>	to do: 11:59pm
	 <a href="#">Asgmt: Pumpkin</a> ( <a href="https://canvas.santarosa.edu/courses/56912/assignments/835444">https://canvas.santarosa.edu/courses/56912/assignments/835444</a> )	due by 11:59pm
	 <a href="#">Disc: Get Inspired!</a> ( <a href="https://canvas.santarosa.edu/courses/56912/assignments/835364">https://canvas.santarosa.edu/courses/56912/assignments/835364</a> )	due by 11:59pm
	 <a href="#">Disc: Introduce yourself</a> ( <a href="https://canvas.santarosa.edu/courses/56912/assignments/835375">https://canvas.santarosa.edu/courses/56912/assignments/835375</a> )	due by 11:59pm
	 <a href="#">Photoshop Assessment</a> ( <a href="https://canvas.santarosa.edu/courses/56912/assignments/835344">https://canvas.santarosa.edu/courses/56912/assignments/835344</a> )	due by 11:59pm
	 <a href="#">Quiz: Syllabus &amp; Class Information</a> ( <a href="https://canvas.santarosa.edu/courses/56912/assignments/835342">https://canvas.santarosa.edu/courses/56912/assignments/835342</a> )	due by 11:59pm
Sun Jun 19, 2022	 <a href="#">Quiz: Tutorials 1 &amp; 2</a> ( <a href="https://canvas.santarosa.edu/courses/56912/assignments/835356">https://canvas.santarosa.edu/courses/56912/assignments/835356</a> )	due by 11:59pm

Date	Details	Due
Sun Jun 26, 2022	 <a href="#">Asgmt - Disc: Type Fun</a> ( <a href="https://canvas.santarosa.edu/courses/56912/assignments/835403">https://canvas.santarosa.edu/courses/56912/assignments/835403</a> )	due by 11:59pm
	 <a href="#">Asgmt: Fun with Layers</a> ( <a href="https://canvas.santarosa.edu/courses/56912/assignments/835437">https://canvas.santarosa.edu/courses/56912/assignments/835437</a> )	due by 11:59pm
	 <a href="#">Asgmt: Layer Basics</a> ( <a href="https://canvas.santarosa.edu/courses/56912/assignments/835439">https://canvas.santarosa.edu/courses/56912/assignments/835439</a> )	due by 11:59pm
	 <a href="#">Asgmt: Tool Critter</a> ( <a href="https://canvas.santarosa.edu/courses/56912/assignments/835448">https://canvas.santarosa.edu/courses/56912/assignments/835448</a> )	due by 11:59pm
	 <a href="#">Asgmt: Your Own Tool Critter</a> ( <a href="https://canvas.santarosa.edu/courses/56912/assignments/835450">https://canvas.santarosa.edu/courses/56912/assignments/835450</a> )	due by 11:59pm
	 <a href="#">Disc: Beginner Projects</a> ( <a href="https://canvas.santarosa.edu/courses/56912/assignments/835376">https://canvas.santarosa.edu/courses/56912/assignments/835376</a> )	due by 11:59pm
	 <a href="#">Quiz: Tutorial 3 -- Selections</a> ( <a href="https://canvas.santarosa.edu/courses/56912/assignments/835351">https://canvas.santarosa.edu/courses/56912/assignments/835351</a> )	due by 11:59pm
Sun Jul 3, 2022	 <a href="#">Quiz: Tutorials 4 &amp; 5 -- Layers</a> ( <a href="https://canvas.santarosa.edu/courses/56912/assignments/835360">https://canvas.santarosa.edu/courses/56912/assignments/835360</a> )	due by 11:59pm
	 <a href="#">Asgmt: About Me Midterm Project preparation</a> ( <a href="https://canvas.santarosa.edu/courses/56912/assignments/835432">https://canvas.santarosa.edu/courses/56912/assignments/835432</a> )	due by 11:59pm
	 <a href="#">Asgmt: Cartoon</a> ( <a href="https://canvas.santarosa.edu/courses/56912/assignments/835434">https://canvas.santarosa.edu/courses/56912/assignments/835434</a> )	due by 11:59pm
	 <a href="#">Asgmt: Creative Painting</a> ( <a href="https://canvas.santarosa.edu/courses/56912/assignments/835436">https://canvas.santarosa.edu/courses/56912/assignments/835436</a> )	due by 11:59pm
	 <a href="#">Asgmt: Type Fun</a> ( <a href="https://canvas.santarosa.edu/courses/56912/assignments/835449">https://canvas.santarosa.edu/courses/56912/assignments/835449</a> )	due by 11:59pm
	 <a href="#">Discussion: Review Your Tool Critters</a> ( <a href="https://canvas.santarosa.edu/courses/56912/assignments/835374">https://canvas.santarosa.edu/courses/56912/assignments/835374</a> )	due by 11:59pm

Date	Details	Due
	 <a href="#">Extra Credit: Out-Of-Scale</a> <a href="https://canvas.santarosa.edu/courses/56912/assignments/835371">https://canvas.santarosa.edu/courses/56912/assignments/835371</a>	due by 11:59pm
	 <a href="#">Quiz: Tutorial 6: Painting Tools</a> <a href="https://canvas.santarosa.edu/courses/56912/assignments/835355">https://canvas.santarosa.edu/courses/56912/assignments/835355</a>	due by 11:59pm
	 <a href="#">Quiz: Tutorial 7: Image Copyright &amp; Resolution</a> <a href="https://canvas.santarosa.edu/courses/56912/assignments/835352">https://canvas.santarosa.edu/courses/56912/assignments/835352</a>	due by 11:59pm
Wed Jul 6, 2022	 <a href="#">Extra Credit: Spring</a> <a href="https://canvas.santarosa.edu/courses/56912/assignments/835464">https://canvas.santarosa.edu/courses/56912/assignments/835464</a>	due by 11:59pm
	 <a href="#">Asgmt: PDF Slide Show</a> <a href="https://canvas.santarosa.edu/courses/56912/assignments/835442">https://canvas.santarosa.edu/courses/56912/assignments/835442</a>	due by 11:59pm
	 <a href="#">Disc: Review Creative Paintings</a> <a href="https://canvas.santarosa.edu/courses/56912/assignments/835363">https://canvas.santarosa.edu/courses/56912/assignments/835363</a>	due by 11:59pm
	 <a href="#">Discussion: Midterm: ABOUT ME Sharing Forum</a> <a href="https://canvas.santarosa.edu/courses/56912/assignments/835370">https://canvas.santarosa.edu/courses/56912/assignments/835370</a>	due by 11:59pm
Sun Jul 10, 2022	 <a href="#">Extra Credit: Cropping to Improve Composition Using the Rule of Thirds</a> <a href="https://canvas.santarosa.edu/courses/56912/assignments/835462">https://canvas.santarosa.edu/courses/56912/assignments/835462</a>	due by 11:59pm
	 <a href="#">Midterm ABOUT ME Project Files Submission Link</a> <a href="https://canvas.santarosa.edu/courses/56912/assignments/835467">https://canvas.santarosa.edu/courses/56912/assignments/835467</a>	due by 11:59pm
	 <a href="#">Midterm Exam</a> <a href="https://canvas.santarosa.edu/courses/56912/assignments/835347">https://canvas.santarosa.edu/courses/56912/assignments/835347</a>	due by 11:59pm
Sun Jul 17, 2022	 <a href="#">Asgmt: Adjusting Tonality</a> <a href="https://canvas.santarosa.edu/courses/56912/assignments/835433">https://canvas.santarosa.edu/courses/56912/assignments/835433</a>	due by 11:59pm
	 <a href="#">Asgmt: Color Adjustment Sampler</a> <a href="https://canvas.santarosa.edu/courses/56912/assignments/835435">https://canvas.santarosa.edu/courses/56912/assignments/835435</a>	due by 11:59pm

Date	Details	Due
	 <a href="#">Asgmt: Seattle -- Auto Color</a> <a href="#">Correction Options</a> <a href="https://canvas.santarosa.edu/courses/56912/assignments/835446">https://canvas.santarosa.edu/courses/56912/assignments/835446</a>	due by 11:59pm
	 <a href="#">Asgmt: Tone &amp; Color</a> <a href="https://canvas.santarosa.edu/courses/56912/assignments/835447">https://canvas.santarosa.edu/courses/56912/assignments/835447</a>	due by 11:59pm
	 <a href="#">Disc: Adjusting Tonality</a> <a href="https://canvas.santarosa.edu/courses/56912/assignments/835378">https://canvas.santarosa.edu/courses/56912/assignments/835378</a>	due by 11:59pm
	 <a href="#">Quiz: Tutorials 10 &amp; 11</a> <a href="https://canvas.santarosa.edu/courses/56912/assignments/835354">https://canvas.santarosa.edu/courses/56912/assignments/835354</a>	due by 11:59pm
	 <a href="#">Asgmt: Hairy Beast</a> <a href="https://canvas.santarosa.edu/courses/56912/assignments/835438">https://canvas.santarosa.edu/courses/56912/assignments/835438</a>	due by 11:59pm
	 <a href="#">Asgmt: Repair Case Studies 1, 2, &amp; 3</a> <a href="https://canvas.santarosa.edu/courses/56912/assignments/835445">https://canvas.santarosa.edu/courses/56912/assignments/835445</a>	due by 11:59pm
Sun Jul 24, 2022	 <a href="#">Extra Credit: Check In!</a> <a href="https://canvas.santarosa.edu/courses/56912/assignments/835362">https://canvas.santarosa.edu/courses/56912/assignments/835362</a>	due by 11:59pm
	 <a href="#">Quiz: Tutorial 12 - Painting with Special Tools</a> <a href="https://canvas.santarosa.edu/courses/56912/assignments/835345">https://canvas.santarosa.edu/courses/56912/assignments/835345</a>	due by 11:59pm
Sun Jul 31, 2022	 <a href="#">Asgmt/Disc: Daisy Postcards</a> <a href="https://canvas.santarosa.edu/courses/56912/assignments/835428">https://canvas.santarosa.edu/courses/56912/assignments/835428</a>	due by 11:59pm
	 <a href="#">Asgmt: Liquify</a> <a href="https://canvas.santarosa.edu/courses/56912/assignments/835440">https://canvas.santarosa.edu/courses/56912/assignments/835440</a>	due by 11:59pm
	 <a href="#">Asgmt: Motion Blur</a> <a href="https://canvas.santarosa.edu/courses/56912/assignments/835441">https://canvas.santarosa.edu/courses/56912/assignments/835441</a>	due by 11:59pm
	 <a href="#">ASSIGNMENT: Repair Project</a> <a href="https://canvas.santarosa.edu/courses/56912/assignments/835458">https://canvas.santarosa.edu/courses/56912/assignments/835458</a>	due by 11:59pm



Date	Details	Due
	 <a href="#">DISCUSSION: Favorite Things in Photoshop</a> ( <a href="https://canvas.santarosa.edu/courses/56912/assignments/835377">https://canvas.santarosa.edu/courses/56912/assignments/835377</a> )	due by 11:59pm
Wed Aug 3, 2022	 <a href="#">EXTRA CREDIT: Discussion in VoiceThread</a> ( <a href="https://canvas.santarosa.edu/courses/56912/assignments/835463">https://canvas.santarosa.edu/courses/56912/assignments/835463</a> )	due by 11:59pm
Fri Aug 5, 2022	 <a href="#">Miscellaneous Extra Credit</a> ( <a href="https://canvas.santarosa.edu/courses/56912/assignments/835470">https://canvas.santarosa.edu/courses/56912/assignments/835470</a> )	due by 11:59pm
Sat Aug 6, 2022	 <a href="#">Final Project</a> ( <a href="https://canvas.santarosa.edu/courses/56912/assignments/835465">https://canvas.santarosa.edu/courses/56912/assignments/835465</a> )	due by 11:59pm
	 <a href="#">Photoshop Final Exam</a> ( <a href="https://canvas.santarosa.edu/courses/56912/assignments/835358">https://canvas.santarosa.edu/courses/56912/assignments/835358</a> )	due by 11:59pm

