

- # Welcome

Student Learning Outcomes

1. Create, edit, and format Excel worksheets.
2. Apply formulas and manipulate cell data.
3. Organize multiple worksheets and workbooks.
4. Analyze the security and protection features in Excel.
5. Apply tools for proofreading and doing research.

Class Meetings

This is a 100% online class and there are no required in person meetings.

Instructor Contact

Pamela Darling-Facio

Email: pdarling-facio@santarosa.edu

Phone: 707-527-4999, ext. 9600

Office Hours: Wednesdays 6:00 – 7:00 pm and Fridays 9:00 – 10:00 am


I respond to emails with 24 hours.

Course Website

Students will use the Canvas course web site for assignment instructions, submitting assignments, taking quizzes, sharing resources, and viewing grades.

Textbook

There is required text in this class and it would not be possible to complete the class without the text. If you are planning on only completing CS 61.11A, you should purchase the individual text for just this class.




Microsoft Excel 2013, Part 1

ISBN: 978-1-337-45417-9

Publisher: Course Technology / Cengage Learning

OR




Microsoft Excel 2016, Part 1

ISBN: 978-1-337-45415-5

Publisher: Course Technology / Cengage Learning

NOTE: If you are planning on completing CS 61.11A and CS 61.11B then you should purchase the comprehensive text. If you have the comprehensive text from a prior semester that will work for this class.



Microsoft Excel 2013 Comprehensive
ISBN: 978-1-285-16843-2
Publisher: Course Technology / Cengage Learning
Authors: Steven Freund, Mali Jones, and Joy L. Starks

OR



Microsoft Excel 2016 Comprehensive
ISBN: 978-1-3058-7072-7
Publisher: Course Technology / Cengage Learning
Author: Joy L. Starks, 2017

Textbook Purchases at SRJC Bookstore

You can locate and order textbooks online via the [SRJC Bookstore](#). Note that if you want to pick your books up in Petaluma, you need to order them from the Petaluma Bookstore website.

Online Purchases

You can also order online from the publisher, but be sure you allow adequate time for delivery!

1. Visit the publisher's website at [Cengage Website](#).
2. Click Search Product.
3. Type the ISBN in the search box and click Search.
4. Follow the instructions to add the item to your cart and complete the checkout process.

Reserve

The Comprehensive 2013 and 2016 textbook for this course are on reserve in the Santa Rosa Library with a two hour time limit. The book may be checked-out within the library only. There is also a 2013 text in the Mahoney Library in Petaluma with a one-day check out. In order to check out a reserved book, bring Student ID.

- Call number for the 2013 version: HF5548.4.M523 F74 2014 PC Darling-Facio
- Call number for the 2016 version: HF5548.4.M523 F748 2017

Required Software

To be successful in the class, you will need to have access to Microsoft Excel. You can use Excel 2013 or 2016 for this course. Microsoft Startup is not the same program and will not work in this class.

You may use the Mac version of Excel to complete this class but you will encounter some differences and many tasks may be challenging. We recommend that you use the Windows version of Excel.

As a student at SRJC you can purchase a full version of the Microsoft Office Suite at a considerable discount. You will need an santarosa.edu email address, which you can obtain from SRJC. In order to purchase MS Office at a discount visit the following site: [College Buys Website](#)

Students will also need Adobe Reader. You can download a free version of Adobe Reader from [Adobe Reader website](#).

Computer Labs

Excel is available on both the Santa Rosa and Petaluma Campuses. In Santa Rosa you can use the Maggini Hall Computer Lab in room 2811. In Petaluma you will use the computer lab in Call Hall. Microsoft Office 2013 and 2016 is installed on the computers.

Important Dates

- June 18 - Class begins
- June 23 - Last day to drop with a refund
- June 29 - Last day to drop without a W
- July 4 - Last day to opt for Pass/No Pass
- July 29 - Last day to drop with a W
- August 12 - Last day of class

Dropping the Class

If you decide to discontinue this course, it is your responsibility to officially drop it. A student may be dropped from any class when that student's absences exceed ten percent (10%) of the total hours of class time. It is strongly advised that if you need to miss more than one class/homework deadline in a row that you contact the instructor to avoid being dropped from the class.

Pass-No Pass (P/NP)

You may take this class P/NP. You must decide before the deadline, and add the option online with TLC or file the P/NP form with Admissions and Records. With a grade of C or better, you will get P.

Once you decide to go for P/NP, you cannot change back to a letter grade. If you are taking this course as part of a certificate program, you can probably still take the class P/NP. Check with a counselor to be sure.

Instructor Announcements and Q&A Forum

The instructor will post announcements on the "Instructor Announcements" page in Canvas throughout the semester. Canvas notifies students according to their preferred Notification Preferences as soon as the instructor creates an Announcement. A "Q&A Forum" is also on Canvas to ask for assistance of your classmates or of instructor.

Attendance

Although this is an online course, your "attendance" in class is mandatory. The factors that make up "attendance" include submitting your assignments on time, participating in online class discussions, and completing quizzes by the due dates stated on the Class Schedule.

- It is the student's responsibility to opt for a P/NP (Pass/No Pass) grade.
- It is the student's responsibility to drop this course by the drop date(s) listed in this Syllabus.
- Students who have not submitted assignments or contacted me by June 29 will be dropped by the instructor as No Shows.

Late Policy

All assignments are due by midnight on the due date shown in the Modules link. You can submit an assignment before the due date, but, if you submit an assignment after the due date, a 10% penalty will be deducted from the points possible for each day the assignment is late. Assignments will not be accepted more than one week after the deadline for ANY reason.

Quizzes and Exams

There will be weekly quizzes based on information in the text, lecture notes, and assignments. There is no final exam in this course. Students will complete a final assessment project using Access.

You must take the quizzes by the deadlines; quizzes cannot be submitted late. The computer turns off the tests at midnight of the due date; however, if you are in the middle of the test at midnight, the computer will allow you to submit the quiz. No makeup of quizzes is allowed. If a quiz is not taken, "0" points will be assigned.

You may only take the quiz once and your first submission will be the graded submission so please do not hit Enter until you have completed the quiz. If you click the quiz link and open the quiz you must take it! You cannot open the quiz, close it and then reopen it without incurring a penalty.

Unless you have a notice of accommodation from Disability Resources, you will have 20 minutes to complete the quiz. There is no timer in the quiz so you will need to watch your time. Be sure you have time to complete it before you click the link below. Again, once you click on the quiz link you must complete the quiz.

Most questions must be manually graded so don't panic when you don't see points for a question that is correct. I can only insert a few correct choices but rest-assured, I will look at every question before submitting the final grade for the week. You will know when I have entered the final grade because I will leave a comment in the quiz for you.

There will be videos and online resources included each week. The videos are not required, but are very informative.

Grading Policy

Visit the “Grades” in Canvas to keep track of your grades. I grade several times each week and post grades and comments on the online Canvas gradebook.

Grades will be assigned as follows:

A	90% - 100%
B	80% - 89%
C	70% - 79%
D	60% - 69%
F	Below 59 %

If taking Pass/No Pass you need at least 70% of the total class points and complete the midterm exam and the final exam to pass the class.

All students are expected to do their own work and save documents to their individual disk. Students copying or claiming the work of others as their own will be given an F (zero points) for the assignments.

Standards of Conduct

Students who register in SRJC classes are required to abide by the SRJC Student Conduct Standards. Violation of the Standards is basis for referral to the Vice President of Student Services or dismissal from class or from the College. See the [Student Code of Conduct page](#).

Collaborating on or copying of tests or homework in whole or in part will be considered an act of academic dishonesty and result in a grade of 0 for that test or assignment. I encourage students to share information and ideas, but not their work. See these links on Plagiarism:

[SRJC Writing Center Lessons on avoiding plagiarism](#)

[SRJC's policy on Academic Integrity](#)

Special Needs

Students with disabilities who believe they need accommodations in this class are encouraged to contact Disability Resources (527-4278), as soon as possible to better ensure such accommodations are implemented in a timely fashion.